

# LABELS FOR EDUCATION

1-Point Collection

LabelsForEducation.com

## Clip UPCs – The Points Really Add Up! It's as Easy as 1 – 2 – 3!

1. Collect 1-point product UPCs from **Labels for Education®** participating products.\*
2. Glue them on the collection sheet.
3. Turn in your completed collection sheet to your school!

\* See Participating Products list at LabelsForEducation.com




80010503P




Place 1-Point UPC Here!




Place 1-Point UPC Here!



Place 1-Point UPC Here!




Place 1-Point UPC Here!




Place 1-Point UPC Here!




Place 1-Point UPC Here!



Place 1-Point UPC Here!




Place 1-Point UPC Here!




Place 1-Point UPC Here!




Place 1-Point UPC Here!




Place 1-Point UPC Here!




Place 1-Point UPC Here!




Place 1-Point UPC Here!



Place 1-Point UPC Here!




Place 1-Point UPC Here!




Place 1-Point UPC Here!



Place 1-Point UPC Here!



Place 1-Point UPC Here!



Place 1-Point UPC Here!

**FREE 1-POINT  
SQUARE!**

If All Other Spaces Are Filled

School Name: \_\_\_\_\_

City: \_\_\_\_\_

State: \_\_\_\_\_